



## CONTACT US

Chris L. Nicastro, Ph.D.  
 Commissioner of Education  
 573-751-4446  
[commissioner@dese.mo.gov](mailto:commissioner@dese.mo.gov)

Communications Office  
 573-751-3469  
[communications@dese.mo.gov](mailto:communications@dese.mo.gov)

## FOR MORE INFORMATION

Thank you for your interest in Missouri public education. Please visit our website for information about school laws, funding, Department responsibilities, school data, a broad range of programs serving school districts, educators, students, adult learners, and much more.

[dese.mo.gov](http://dese.mo.gov)

Dear Friends,

More than ever, the future of our state depends on our collective will to ensure the superior preparation and performance of all Missourians. Our citizens and stakeholders want—and expect—our students to be ready for school, ready to graduate, ready for postsecondary education, ready for work and ready to compete internationally. Ensuring student preparation and successful transitions between early childhood, K-12 education, higher education and the workforce must be a priority if we hope to sustain a consolidated vision of improvement and success for Missouri.

Our strategies must draw on the best practices and most innovative ideas from across the state, nation and world. We must coordinate our services with those at the state and community levels to build a system of support for every school and for every child.

Please do not hesitate to call upon us to assist you with any education information you may need.

A handwritten signature in black ink that reads "Chris L. Nicastro".



*Chris L. Nicastro*  
 Commissioner of Education

## Top 10 by 20 Goals

1. College and career readiness
2. Early childhood education
3. Effective teachers and leaders
4. Operational efficiency and effectiveness

*“Educate and inform the whole mass of the people. ... They are the only sure reliance for the preservation of our liberty.”* –Thomas Jefferson, 1786



# THE DEPARTMENT

- Oversees educational programs statewide
- Administers policies and regulations of the State Board of Education, state law and federal law
- Distributes and monitors state and federal funds to school districts and charter schools
- Reviews and accredits school districts through the Missouri School Improvement Program
- Monitors 23 state and 53 federally funded programs
- Provides a statewide system of support for unaccredited districts and turnaround schools
- Evaluates and monitors educator preparation programs
- Develops standards for educator practice
- Aligns curriculum to state academic/national industry standards
- Operates Missouri Schools for the Severely Disabled, School for the Blind and School for the Deaf
- Administers adult learning/rehabilitation services
- Manages web-based data collections and provides instructional and operational information to schools and the public
- Advises districts on finance and governance issues
- Oversees school district audit reports
- Administers the federal school lunch, breakfast and snack programs
- And much more!

## In 2010-11:

- Missouri public education served 919,067 students, grades Pre-K through 12.
- The median district enrollment was 610 students, ranging from the largest district with more than 25,000 students to the smallest with 18 students.
- Missouri had 68,047 teachers in K-12 classrooms.
- More than 20,000 students within the boundaries of the Kansas City and St. Louis City school districts attended 36 charters.
- Over the past five years, the proportion of students eligible for free or reduced-price lunch has grown from 42 percent to 48 percent.
- 13 percent of students received Special Education Services.
- In Missouri, 93 percent of school buildings have high-speed Internet connectivity.

## Our Vision

*Missouri public schools:  
the best choice...the best results!*

## Our Mission

*To guarantee the superior preparation and performance of every child in school and in life.*

To access state education data, visit Missouri's Comprehensive Data System (MCDS) at [mcds.dese.mo.gov](http://mcds.dese.mo.gov).

## 2010-11 Statewide Student Performance

- Four-year Graduation Rate\* 79.8%
- K-12 Attendance Rate 94.4%
- Percent of Students Scoring Proficient or Advanced on NAEP in 2011
  - ◇ Mathematics – 4th Grade 42%
  - ◇ Mathematics – 8th Grade 32%
  - ◇ Reading – 4th Grade 34%
  - ◇ Reading – 8th Grade 36%

*\*The graduation rate is based on the new, federal four-year calculation method.*

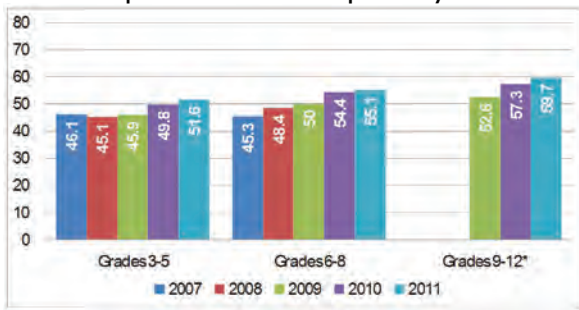
# STUDENT ACHIEVEMENT

Statewide, students are making steady academic progress. However, we have a long way to go to achieve Top 10 status.

## Missouri Assessment Program

### Mathematics

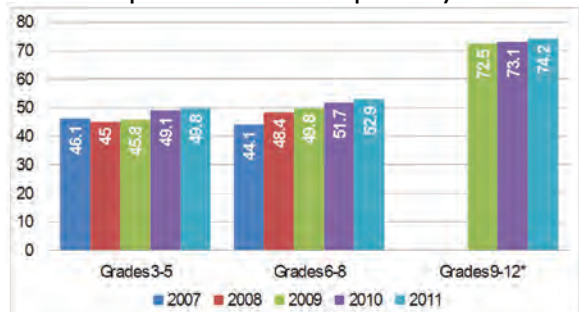
% of students achieving level of "proficient" or "advanced proficiency"



\*Algebra I end-of-course assessment replaced grade 10 requirement in 2009.  
Source: Missouri Department of Elementary and Secondary Education

### Communication Arts

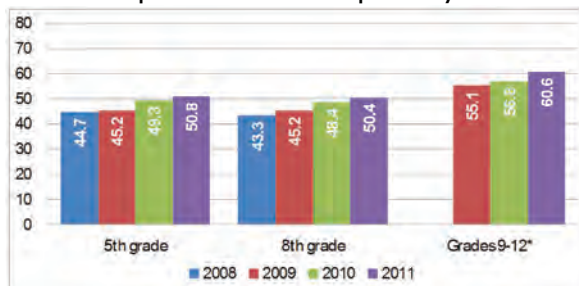
% of students achieving level of "proficient" or "advanced proficiency"



\*English II end-of-course assessment replaced Communication Arts grade 11 requirement in 2009.  
Source: Missouri Department of Elementary and Secondary Education

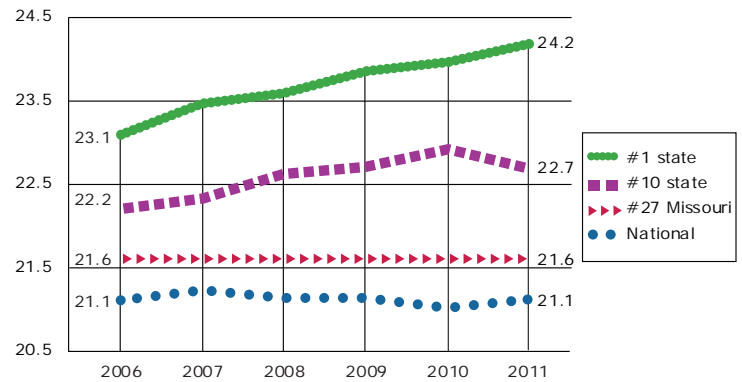
### Science

% of students achieving level of "proficient" or "advanced proficiency"



\*Biology end-of-course assessment replaced Science requirement in 2009.  
Source: Missouri Department of Elementary and Secondary Education

## Average Composite ACT Scores



Source: www.ACT.org

## How do Missouri students stack up nationally on college-bound exams?

### The ACT®

- Missouri's ACT scores have held steady for the past six years. While above the national average, the 2011 average composite score of 21.6 placed Missouri 27th among all states in the nation. The lowest average composite score of a state in the top 10 was 22.7 on a 36-point scale. Seventy-one percent of all Missouri graduates took the ACT test last year.

### Advanced Placement

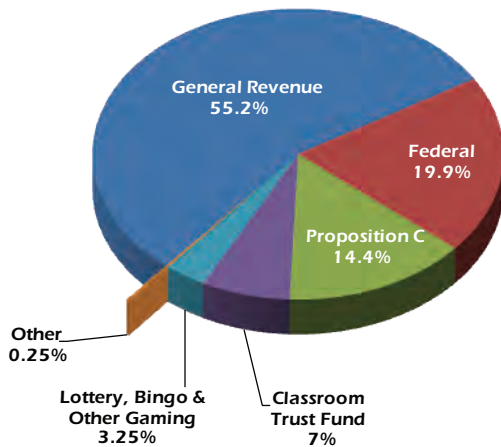
- About 14.1 percent of Missouri's class of 2011 took an AP exam to earn college credit while in high school, which ranks us 48th nationally. The percentage of Missouri graduates scoring a 3 or higher on an AP exam during high school was 8.2 percent. To be in the top 10 of all states, 20.7 percent of all our seniors would have needed to score a 3 or better on an AP exam.



# THE DEPARTMENT



Sources of Revenue - FY2012: \$5,266,415,166



## Did You Know?

Total school lunches served: 105,341,267  
*100 million lunches would feed one-third of the nation's population.*

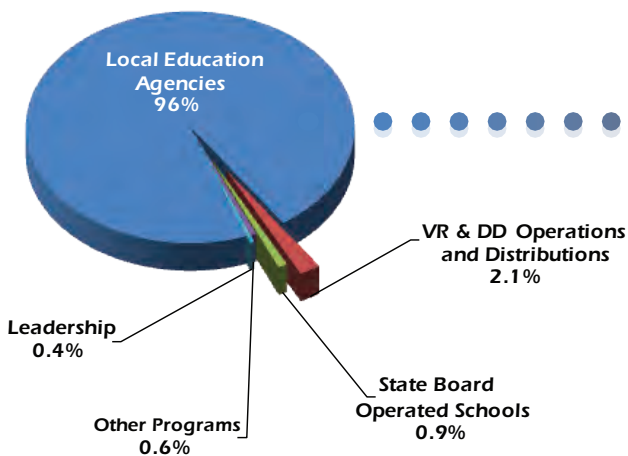
Total transportation miles traveled: 123,970,230  
*Collectively, Missouri school buses traveled the circumference of the earth 4,978 times.*

Average number of students transported by bus daily: 560,966

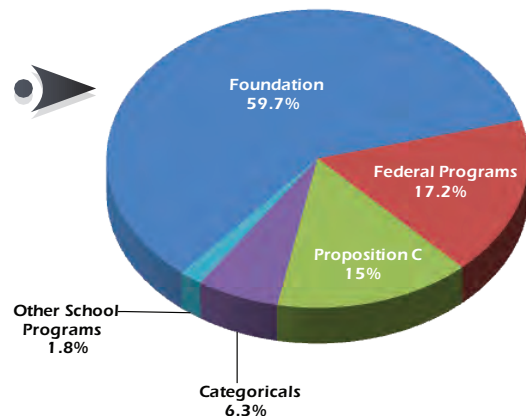
*If all the students across the state were to unload their bus at Mizzou's Faurot Field, the number of students would completely fill the stadium eight times each day.*



Distribution FY2012: \$5,266,415,166



Distribution to Public School Districts \$5,055,164,856



P.O. Box 480 • Jefferson City, MO 65102  
 Phone: (573) 751-4212 • Fax: (573) 751-8613

The Department of Elementary and Secondary Education does not discriminate on the basis of race, color, religion, gender, national origin, age, or disability in its programs and activities. Inquiries related to Department programs and to the location of services, activities, and facilities that are accessible by persons with disabilities may be directed to the Jefferson State Office Building, Office of the General Counsel, Coordinator - Civil Rights Compliance (Title VI/Title IX/504/ADA/Age Act), 6th Floor, 205 Jefferson Street, P.O. Box 480, Jefferson City, MO 65102-0480; telephone number 573-526-4757 or TTY 800-735-2966; fax number 573-522-4883; email [civilrights@dese.mo.gov](mailto:civilrights@dese.mo.gov).